

T-1000-SS

Height: 16.75" (42.5cm)
Width: 9.625" (22.8cm)
Depth: 5.5" (13.9cm)
Weight: 42.8 lbs



NIGHTSCAPING®
1705 E. Colton Avenue
Redlands, California 92374
Tel: (909) 794-2121
Fax: (909) 794-7292
Help Line: (800) 544-4840
E-mail: info@nightscaping.com
<http://www.nightscaping.com>

Nightscaping® Powercenters™ offer you the absolute latest in transformer technology and provide you with real-life solutions to multiple outdoor lighting concerns. Use our UL 1838 approved SS series Powercenters™ - backed by a LIFETIME WARRANTY - to guarantee effective and efficient transformer operation for the life of your lighting systems.

Material: Case: 22-gauge stainless steel uni-body construction
Power cord: 6-foot-3 conductor insulated power cord and molded plug connector

VA Rating: 1000W(VA)

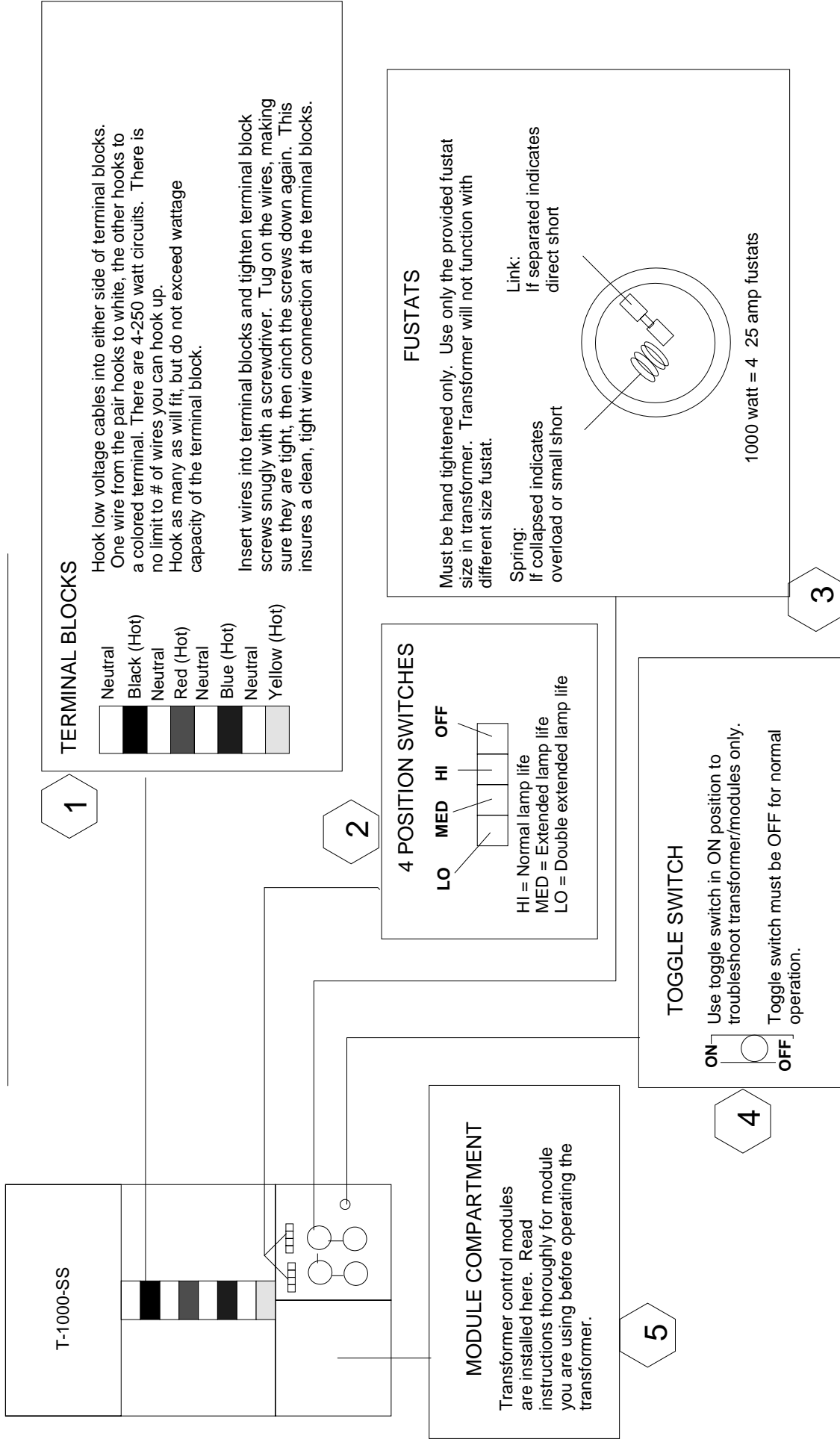
Fustat: 4 - 25AMP

Control Options: Analog Timer (T-SS-AT), Digital Timer (T-SS-DT), Dimmer (T-SS-V600), Photocell (T-SS-PC), Sprinkler Control (T-SS-SC), X10 (T-SS-X0), 12V Islander Relay (T-SS-12V)

* Photocell and timer combinations also available (T-SS-AP), (T-SS-DP).

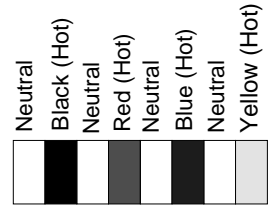


T-1000-SS INSTRUCTIONS



T-1000-SS

1 TERMINAL BLOCKS



Hook low voltage cables into either side of terminal blocks. One wire from the pair hooks to white, the other hooks to a colored terminal. There are 4-250 watt circuits. There is no limit to # of wires you can hook up. Hook as many as will fit, but do not exceed wattage capacity of the terminal block.

Insert wires into terminal blocks and tighten terminal block screws snugly with a screwdriver. Tug on the wires, making sure they are tight, then cinch the screws down again. This insures a clean, tight wire connection at the terminal blocks.

2 4 POSITION SWITCHES

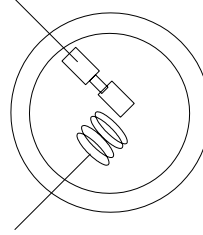


HI = Normal lamp life
 MED = Extended lamp life
 LO = Double extended lamp life

3 FUSTATS

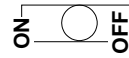
Must be hand tightened only. Use only the provided fustat size in transformer. Transformer will not function with different size fustat.

Spring: If collapsed indicates overload or small short
 Link: If separated indicates direct short



1000 watt = 4 25 amp fustats

4 TOGGLE SWITCH



Use toggle switch in ON position to troubleshoot transformer/modules only.
 Toggle switch must be OFF for normal operation.

5 MODULE COMPARTMENT

Transformer control modules are installed here. Read instructions thoroughly for module you are using before operating the transformer.