

Sealed Beam Lamps

Sealed beam lamps offer you a wide variety of beam spread patterns and light intensities based on your specification of individual lamp and lens configuration. Each lamp is fully waterproof and weather resistant. The life expectancy of sealed beam lamps is measured in hours of life as determined by closely controlled laboratory tests at intended voltage ratings. Actual hours of operation will vary in the field based on the particular lamp, installation practices and environmental conditions present.

LO 4405 (25W)		6° x 5°
2ft	2"	9500.0 FC
4ft	5"	2375.0
6ft	7"	1055.6
8ft	10"	593.8
10ft	1'0"	380.0
12ft	1'2"	263.9
14ft	1'5"	193.9
16ft	1'8"	148.4
18ft	1'10"	117.3
20ft	2'1"	95.0

LO 4415 (29.9W)		40° x 5°
2ft	1'5" x 2"	1710.0 FC
4ft	2'11" x 4"	427.5
6ft	4'4" x 6"	190.0
8ft	5'9" x 8"	106.9
10ft	7'3" x 10"	68.4
12ft	8'8" x 1'	47.5
14ft	10'2" x 1'2"	34.9
16ft	11'7" x 1'4"	26.7
18ft	13'1" x 1'6"	21.1
20ft	14'6" x 1'9"	17.1

LO 4411 (29.5W)		
2ft		970 FC
4ft	6"	240
6ft	4" 4" 4"	90
8ft	2"	52
10ft		35
12ft		24
14ft		16
16ft		13
18ft	6' x 4' x 2'	9
20ft	TRAPEZOIDAL	7

LO 4414 (14.9W)		50° x 25°
2ft	1'10" x 10"	266.0 FC
4ft	3'8" x 1'9"	66.5
6ft	5'7" x 2'8"	29.6
8ft	7'5" x 3'6"	16.6
10ft	9'4" x 4'5"	10.6
12ft	11'2" x 5'4"	7.4
14ft	13' x 6'2"	5.4
16ft	14'11" x 7'	4.2
18ft	16'9" x 7'11"	3.3
20ft	18'7" x 8'10"	2.7

LO 4406 (29.5W)		80° x 30°
2ft	3'4" x 1'0"	114.0 FC
4ft	6'8" x 2'1"	28.5
6ft	10' x 3'3"	12.7
8ft	13'5" x 4'3"	7.1
10ft	16'9" x 5'4"	4.6
12ft	20'1" x 6'5"	3.2
14ft	23'5" x 7'6"	2.3
16ft	26'10" x 8'6"	1.8
18ft	30'2" x 9'7"	1.4
20ft	33'6" x 10'8"	1.1


LO 4416 (25W)		11° x 4.5°
2ft	4"	6650.0 FC
4ft	9"	1662.5
6ft	1'2"	738.9
8ft	1'6"	415.6
10ft	1'11"	266.0
12ft	2'3"	184.7
14ft	2'8"	135.7
16ft	3'1"	103.9
18ft	3'5"	82.1
20ft	3'10"	66.5

* Do not use this lamp in close proximity to combustible materials adversely affected by drying or fading action due to heat.

Sealed Beam Lamps

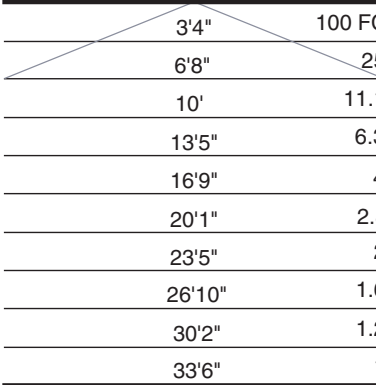
LO 4416 (25W) 11° x 4.5°

Height	Beam Diameter	Foot Candles (FC)
2ft	4"	6650.0 FC
4ft	9"	1662.5
6ft	1'2"	738.9
8ft	1'6"	415.6
10ft	1'11"	266.0
12ft	2'3"	184.7
14ft	2'8"	135.7
16ft	3'1"	103.9
18ft	3'5"	82.1
20ft	3'10"	66.5




LO 4446 (25W) 80° x 80°

Height	Beam Diameter	Foot Candles (FC)
2ft	3'4"	100 FC
4ft	6'8"	25
6ft	10'	11.1
8ft	13'5"	6.3
10ft	16'9"	4
12ft	20'1"	2.8
14ft	23'5"	2
16ft	26'10"	1.6
18ft	30'2"	1.2
20ft	33'6"	1




LO 25VNS (25W) 2.7° x 2.7°

Height	Beam Diameter	Foot Candles (FC)
2ft	1"	1875.0 FC
4ft	2"	468.8
6ft	3"	208.3
8ft	4"	117.2
10ft	5"	75.0
12ft	6"	52.1
14ft	8"	38.3
16ft	9"	29.3
18ft	10"	23.2
20ft	11"	18.8



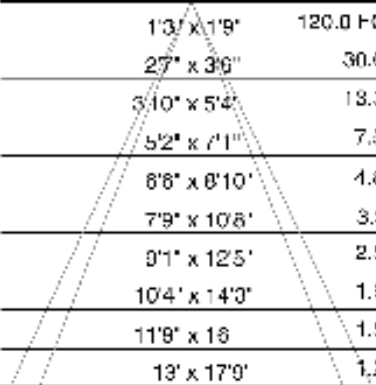
LO 25NSP (25W) 9° x 9°

Height	Beam Diameter	Foot Candles (FC)
2ft	7"	1,200 FC
4ft	1'2"	300
6ft	1'9"	133
8ft	2'4"	75
10ft	2'11"	48
12ft	3'7"	33
14ft	4'2"	25
16ft	4'9"	10
18ft	5'4"	15
20ft	5'11"	12



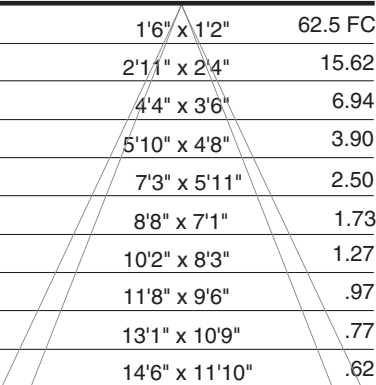
LO 25WFL (25W) 25° x 37°

Height	Beam Diameter	Foot Candles (FC)
2ft	1'3" x 1'9"	120.0 FC
4ft	2'7" x 3'9"	30.0
6ft	3'10" x 5'4"	13.3
8ft	5'2" x 7'11"	7.5
10ft	6'8" x 9'10"	4.8
12ft	7'9" x 10'8"	3.3
14ft	9'1" x 12'5"	2.5
16ft	10'4" x 14'0"	1.9
18ft	11'8" x 16	1.5
20ft	13' x 17'0"	1.2



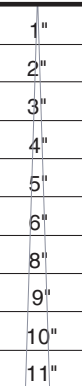
LO 25VWFL 40° x 33°

Height	Beam Diameter	Foot Candles (FC)
2ft	1'6" x 1'2"	62.5 FC
4ft	2'11" x 2'4"	15.62
6ft	4'4" x 3'6"	6.94
8ft	5'10" x 4'8"	3.90
10ft	7'3" x 5'11"	2.50
12ft	8'8" x 7'1"	1.73
14ft	10'2" x 8'3"	1.27
16ft	11'8" x 9'6"	.97
18ft	13'1" x 10'9"	.77
20ft	14'6" x 11'10"	.62



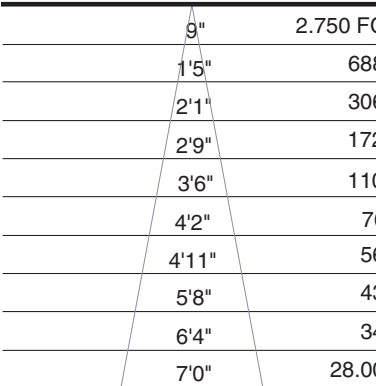
***LO 50VNS (50W) 6° x 9°**

Height	Beam Diameter	Foot Candles (FC)
2ft	1"	5040.0 FC
4ft	2"	1260.0
6ft	3"	560.0
8ft	4"	315.0
10ft	5"	201.6
12ft	6"	140.0
14ft	8"	102.9
16ft	9"	78.8
18ft	10"	62.2
20ft	11"	50.4



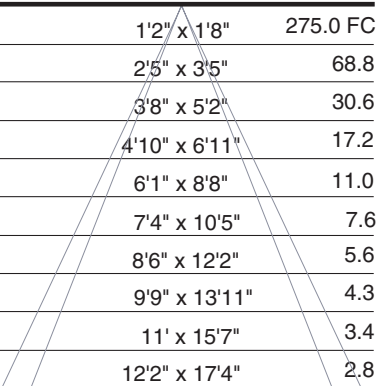
***LO 50NSP (50W) 10° x 10°**

Height	Beam Diameter	Foot Candles (FC)
2ft	9"	2,750 FC
4ft	1'5"	688
6ft	2'1"	306
8ft	2'9"	172
10ft	3'6"	110
12ft	4'2"	76
14ft	4'11"	56
16ft	5'8"	43
18ft	6'4"	34
20ft	7'0"	28.00



***LO 50 WFL (50W) 27° x 39°**

Height	Beam Diameter	Foot Candles (FC)
2ft	1'2" x 1'8"	275.0 FC
4ft	2'5" x 3'5"	68.8
6ft	3'8" x 5'2"	30.6
8ft	4'10" x 6'11"	17.2
10ft	6'1" x 8'8"	11.0
12ft	7'4" x 10'5"	7.6
14ft	8'6" x 12'2"	5.6
16ft	9'9" x 13'11"	4.3
18ft	11' x 15'7"	3.4
20ft	12'2" x 17'4"	2.8



Sealed Beam Lamps

LO 50VWFL (50W) 69° x 69°

Height	Beam Diameter	Foot Candles (FC)
2ft	3'1"	107.5
4ft	6'3"	26.9
6ft	9'4"	11.9
8ft	12'6"	6.7
10ft	15'7"	4.3
12ft	18'9"	3.0
14ft	21'10"	2.2
16ft	25'0"	1.7
18ft	28'1"	1.3
20ft	31'3"	1.1

LOH 35VNS (35W) 5° x 5°

Height	Beam Diameter	Foot Candles (FC)
2ft	4"	6000.0
4ft	8"	1500.0
6ft	1'0"	666.7
8ft	1'4"	375.0
10ft	1'9"	240.0
12ft	2'1"	166.7
14ft	2'5"	122.5
16ft	2'9"	93.8
18ft	3'1"	74.1
20ft	3'6"	60.0

LOH 35NSP (35W) 8° x 8°

Height	Beam Diameter	Foot Candles (FC)
2ft	8"	2,000
4ft	1'5"	500
6ft	2'1"	222
8ft	2'9"	125
10ft	3'6"	80
12ft	4'2"	56
14ft	4'11"	41
16ft	5'7"	31
18ft	6'4"	25
20ft	7'0"	20

LOH 35WFL (CAP) 25° x 35°

Height	Beam Diameter	Foot Candles (FC)
2ft	1'5"	225.0
4ft	2'11"	56.3
6ft	4'4"	25.0
8ft	5'9"	14.0
10ft	7'3"	9.0
12ft	8'8"	6.3
14ft	10'2"	4.6
16ft	11'7"	3.5
18ft	13'1"	2.8
20ft	14'6"	2.3

LO-36VNS (CAP) 5° x 5°

Height	Beam Diameter	Foot Candles (FC)
2ft	4"	5,600
4ft	8"	1,500
6ft	1'0"	610
8ft	1'4"	330
10ft	1'9"	245
12ft	2'1"	139
14ft	2'5"	120
16ft	2'9"	85
18ft	3'1"	69
20ft	3'6"	51

LO-36NSP (CAP) 10° x 10°

Height	Beam Diameter	Foot Candles (FC)
2ft	9"	1,325
4ft	1'5"	330
6ft	2'1"	122
8ft	2'9"	75
10ft	3'6"	48
12ft	4'2"	30
14ft	4'11"	24
16ft	5'8"	19
18ft	6'4"	13
20ft	7'0"	10

LO 36WFL (CAP) 30° x 30°

Height	Beam Diameter	Foot Candles (FC)
2ft	1'1"	312.5
4ft	2'1"	78.12
6ft	3'2"	34.72
8ft	4'3"	19.53
10ft	5'5"	12.50
12ft	6'5"	8.68
14ft	7'6"	6.37
16ft	8'7"	4.88
18ft	9'8"	3.85
20ft	10'8"	3.12

***LOH 50VNS (50W) 5° x 5°**

Height	Beam Diameter	Foot Candles (FC)
2ft	4"	10,000
4ft	8"	2,500
6ft	1'0"	1,111
8ft	1'4"	625
10ft	1'9"	400
12ft	2'1"	278
14ft	2'5"	204
16ft	2'9"	156
18ft	3'1"	124
20ft	3'6"	100

***LOH 50NSP (50W) 8° x 8°**

Height	Beam Diameter	Foot Candles (FC)
2ft	8"	2,750
4ft	1'5"	688
6ft	2'1"	306
8ft	2'9"	172
10ft	3'6"	110
12ft	4'2"	76
14ft	4'11"	56
16ft	5'7"	43
18ft	6'4"	34
20ft	7'0"	28

Sealed Beam Lamps

***LOH 50WFL (50W) 25° x 25°**

Height	Beam Diameter	Foot Candles (FC)
2ft	1'5"	325
4ft	2'11"	81
6ft	4'4"	36
8ft	5'9"	20
10ft	7'3"	13
12ft	8'8"	9
14ft	10'2"	6.6
16ft	11'7"	5.0
18ft	13'1"	4.0
20ft	14'6"	3.3

LO 7600 (37.5W) 9° x 4.5°

Height	Beam Diameter	Foot Candles (FC)
2ft	3"	12000.0
4ft	7"	3000.0
6ft	1'1"	1333.3
8ft	1'4"	750.0
10ft	1'6"	480.0
12ft	1'10"	333.3
14ft	2'2"	244.9
16ft	2'6"	187.5
18ft	2'10"	148.2
20ft	3'1"	120.0

***LO 7606 (50W) 80° x 30°**

Height	Beam Diameter	Foot Candles (FC)
2ft	3'4" x 1'0"	200.0
4ft	6'8" x 2'1"	50.0
6ft	10'0" x 3'2"	22.2
8ft	13'5" x 4'3"	12.5
10ft	16'9" x 5'4"	8.0
12ft	20'1" x 6'5"	5.6
14ft	23'5" x 7'6"	4.1
16ft	26'10" x 8'6"	3.1
18ft	30'2" x 9'7"	2.5
20ft	33'6" x 10'9"	2.0

***LO 7610 (50W) 25° x 24°**

Height	Beam Diameter	Foot Candles (FC)
2ft	1'0"	1040.0
4ft	1'9"	260.0
6ft	2'8"	115.6
8ft	3'6"	65.0
10ft	4'5"	41.6
12ft	5'3"	28.9
14ft	6'2"	21.2
16ft	7'1"	16.3
18ft	7'11"	12.8
20ft	8'10"	10.4

LO 7616 (37.5W) 7° x 4°

Height	Beam Diameter	Foot Candles (FC)
2ft	2"	14000.0
4ft	5"	3500.0
6ft	8"	1555.6
8ft	1'1"	875.0
10ft	1'2"	560.0
12ft	1'5"	388.9
14ft	1'8"	285.7
16ft	1'11"	218.8
18ft	2'2"	172.8
20ft	2'5"	140.0

LO7558 (20W) PAR36 45 x 55

Height	Beam Diameter	Foot Candles (FC)
2ft	2'3" x 1'9"	91.3
4ft	4'3" x 3'4"	27.8
6ft	6'4" x 5'0"	10.1
8ft	8'5" x 6'8"	5.7
10ft	10'6" x 8'4"	3.7
12ft	12'7" x 10'0"	2.5
14ft	14'7" x 11'8"	1.9
16ft	16'8" x 13'3"	1.4
18ft	18'9" x 14'11"	1.1
20ft	20'10" x 16'7"	0.9

LO7559 (20W) PAR36 70 x 70

Height	Beam Diameter	Foot Candles (FC)
2ft	3'0"	30
4ft	5'8"	7.5
6ft	8'6"	3.3
8ft	11'3"	1.9
10ft	14'1"	1.2
12ft	16'11"	0.8
14ft	19'8"	0.6
16ft	22'5"	0.5
18ft	25'3"	0.4
20ft	28'0"	0.3

LO7560 (20W) PAR36 23 x 24

Height	Beam Diameter	Foot Candles (FC)
2ft	1'1"	475
4ft	1'9"	118.8
6ft	2'7"	52.8
8ft	3'5"	29.7
10ft	4'3"	19.0
12ft	5'2"	13.2
14ft	6'0"	9.7
16ft	6'10"	7.4
18ft	7'8"	5.9
20ft	8'6"	4.8

LO7561 (20W) PAR36 8 x 9

Height	Beam Diameter	Foot Candles (FC)
2ft	4"	2750
4ft	8"	687.5
6ft	1'2"	305.6
8ft	1'3"	171.9
10ft	1'7"	110.0
12ft	1'11"	76.4
14ft	2'3"	56.1
16ft	2'6"	43.0
18ft	2'10"	34.0
20ft	3'2"	27.5