

FRONT VIEW

MATERIALS:
 BODY: CAST ALUMINUM
 STEM: PHOSPHATIZED STEEL

LAMP:
 LO921 (STANDARD)
 16.5 WATTS, T-5 WEDGE BASE

FINISH:
 AP-3540
 -1 (BLACK),
 -7 (WEATHERED IRON)
 (STANDARD POLYESTER
 POWDER COAT)

AP-3540
 -2 (NATIVE GREEN),
 -3 (TAN),
 -4 (BRONZE),
 -8 (SANDSTONE),
 -9 (EARTHTONE),6
 -W (WHITE),
 -AV (ANTIQUE VERDE),
 -VP (VERDE POWDER)
 (OPTIONAL POLYESTER POWDER
 COAT: ADDITIONAL CHARGE)

SOCKET:
 NON-CORRODING NORYL (WEDGE BASE)

MOUNTING:
 DIRECT BURIAL (STANDARD)

LAMP REPLACEMENT:
 PULL OUT OLD LAMP
 REPLACE WITH NEW LAMP

CAP STEM

CAST ALUMINUM BODY

SOCKET

LAMP LO921
(STANDARD)

STAINLESS STEEL
STEM

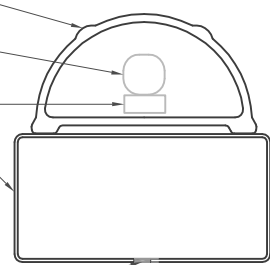
BODY

LAMP LO921

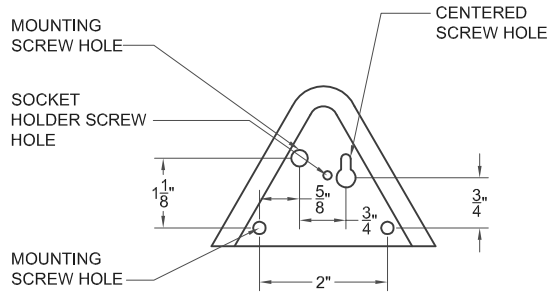
SOCKET

STEM

CORD HOLE

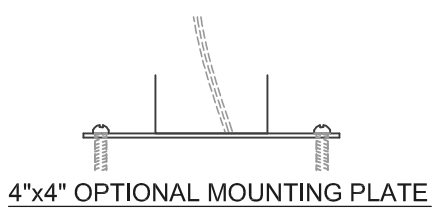


BOTTOM VIEW



BACK VIEW

SIDE VIEW



LA PALOMALITER AP-3540

Nightscaping[®]

SIZE A	DRAWN BY LUIS ENRIQUEZ	CLASSIFICATION PATHLIGHTING	DATE OCTOBER 12, 2007
------------------	---------------------------	--------------------------------	--------------------------