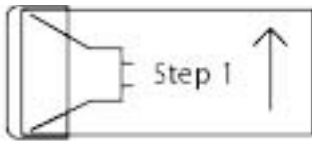
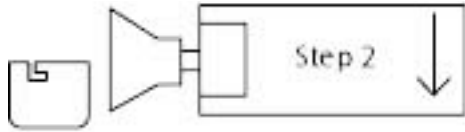


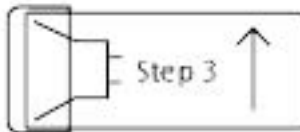
JAYLITER GU-1901CU
RELAMPING INSTRUCTIONS
Follow Closely to Avoid Damaging Lamp



STEP 1: Turn body to brake seal. Remove cap & gasket.



STEP 2: Turn fixture body direction indicated by the arrow to access lamp.



STEP 3: Turn fixture body back to top, direction indicated by the arrow. Replace cap & gasket. To re-seal turn in direction indicated in step2.

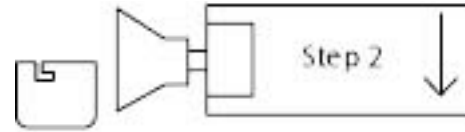
WARNING! DO NOT OVER TIGHTEN. DOING SO MAY DAMAGE LAMP & SOCKET.

Nightscaping® • 1705 E Colton, Redlands CA 92374 • (800) 544-4840 • (909) 794-2121

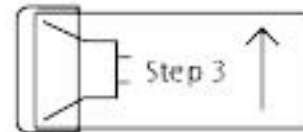
JAYLITER GU-1901CU
RELAMPING INSTRUCTIONS
Follow Closely to Avoid Damaging Lamp



STEP 1: Turn body to brake seal. Remove cap & gasket.



STEP 2: Turn fixture body direction indicated by the arrow to access lamp.



STEP 3: Turn fixture body back to top, direction indicated by the arrow. Replace cap & gasket. To re-seal turn in direction indicated in step2.

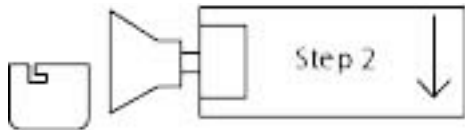
WARNING! DO NOT OVER TIGHTEN. DOING SO MAY DAMAGE LAMP & SOCKET.

Nightscaping® • 1705 E Colton, Redlands CA 92374 • (800) 544-4840 • (909) 794-2121

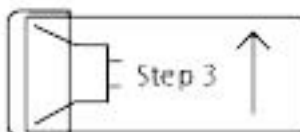
JAYLITER GU-1901CU
RELAMPING INSTRUCTIONS
Follow Closely to Avoid Damaging Lamp



STEP 1: Turn body to brake seal. Remove cap & gasket.



STEP 2: Turn fixture body direction indicated by the arrow to access lamp.



STEP 3: Turn fixture body back to top, direction indicated by the arrow. Replace cap & gasket. To re-seal turn in direction indicated in step2.

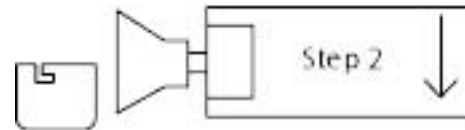
WARNING! DO NOT OVER TIGHTEN. DOING SO MAY DAMAGE LAMP & SOCKET.

Nightscaping® • 1705 E Colton, Redlands CA 92374 • (800) 544-4840 • (909) 794-2121

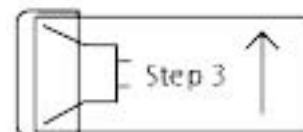
JAYLITER GU-1901CU
RELAMPING INSTRUCTIONS
Follow Closely to Avoid Damaging Lamp



STEP 1: Turn body to brake seal. Remove cap & gasket.



STEP 2: Turn fixture body direction indicated by the arrow to access lamp.



STEP 3: Turn fixture body back to top, direction indicated by the arrow. Replace cap & gasket. To re-seal turn in direction indicated in step2.

WARNING! DO NOT OVER TIGHTEN. DOING SO MAY DAMAGE LAMP & SOCKET.

Nightscaping® • 1705 E Colton, Redlands CA 92374 • (800) 544-4840 • (909) 794-2121